STANDENS
AN IMT COMPANY™

Drive Shaft Measurement Worksheet

Standen's Limited
1222 58TH Ave S.E.
Calgary, Alberta
T2H 2G7
Ph 403-258-7855
Fx 403-258-7882
Service.counter@standens.com

This worksheet can be used for street and race applications.
Used with 2wd cars and trucks, and 4wd trucks with transfer case slip yoke.
We prefer to supply you with a slip yoke for an
accurate driveshaft measurement.

IMPORTANT: Support the differential firmly on jack stands,
all measurements to be taken at ride height and with the weight
of the vehicle on the suspension.

Step #1 : Differential Yoke

Determine what series u-joint your differential accepts:
First determine if the yoke is inside snap ring or outside snap ring.

OUTSIDE SNAP RING STYLE LOCK-UP



Dim. A	Dim. B	Series (circle your choice)
1 1/16"	3 7/32"	1310
1 1/8"	3 7/32"	1310 Ford Special*
1 1/16"	3 5/8"	1330
1 1/8"	3 5/8"	1330 Ford Special*
1 3/16"	3 5/8"	1350
1 3/16"	4 3/16"	1410
1 3/8"	4 3/16"	1480
1 3/8"	4 31/32"	1550

For Dimension B using the end yoke, measure <u>inside</u> the two locating tabs.
*For 1310 & 1330 Ford Special, only 2 caps are 1 1/8" & other 2 caps are 1 1/16"
(Typically only Ford applications).

Record results in chart on second page.

INSIDE SNAP RING STYLE LOCK-UP

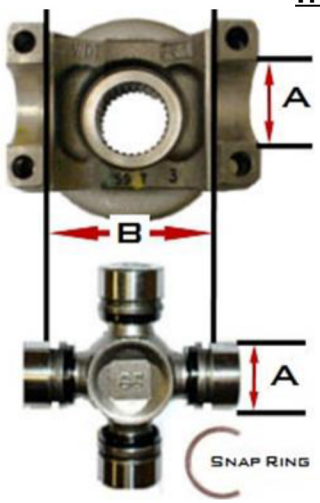

Dim. A	Dim. B	Series (circle your choice)
31/32"	1 7/16"	L6
15/16"	1 1/2"	1000
1 5/64"	1 1/8"	7260
1 1/8"	2 9/16"	Saginaw / 3R /S44
1 5/64"	2 5/8"	7290

For Dimension B using the end yoke, measure <u>between</u> the flat surfaces on the inside of the yoke.
For Dimension A, measure to the outside edge of the snap ring groove in the cap.

Record results in chart on second page.

Step #2 : Trans output

Determine which transmission/transfer case is in the vehicle:
provide model name and number of which transmission or transfer case that is in your vehicle (ex. Turbo-350, T5, NP241C or 4LE80).
Otherwise the output will need to be measured.

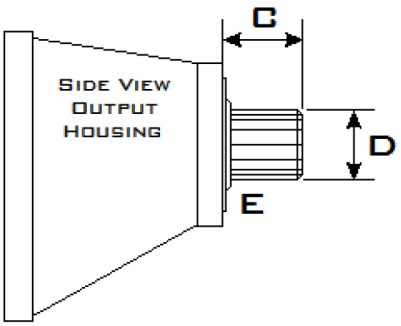

Output housing dimensions	
Dim. C	Length of spline out of housing
Dim. D	Diameter and # of splines
Dim. E	Inside diameter of output seal

Step #3 : Measure for Driveshaft

Install transmission/transfer case slip yoke and measure for driveshaft.

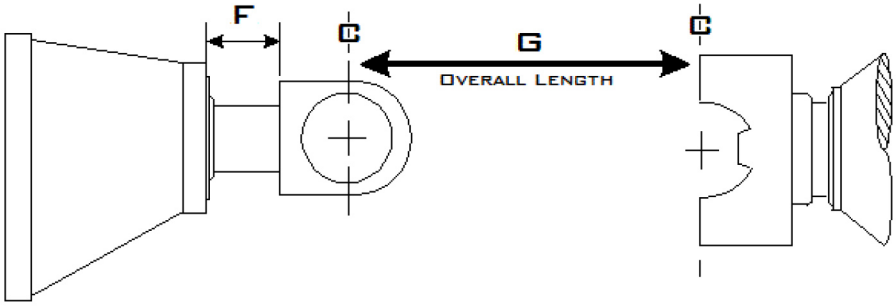

Slide slip yoke into the tail housing, bottom the yoke out until it stops against either the seal or the output shaft,
pull it back out approximately 3/4" to 1" (Dim. F).

Measure from Center line of the u-joint cap in the transmission/T-case yoke to the Center line of the u-joint cap in the differential yoke.
Reminder: Measurement to be taken at ride height with the weight of the vehicle on the suspension.

Step #4 : Record Measurements

Dimension A (Cap diameter)				
Dimension B (Lock-up)				
Dimension C (Spline)				
Dimension D (Diameter & #)				
Dimension E (Seal Diameter)				
Dimension G (Shaft Length)				
Tube Diameter preferred	2 ½"	3"	3 ½"	other
Driveshaft Material	Steel		Aluminum	
U-joint Style	Greaseable		Non-service	

Questions?
Please do not hesitate to contact us!
Service.Counter@standens.com

Standen's Limited
1222 58th Ave S.E.
Calgary, Alberta
T2H 2G7
Ph 403-258-7855
Tf 1-800-663-7800
Fx 403-258-7882